

**ECONOMIC PERFORMANCE OF
WEST BENGAL
UNDER LEFT FRONT GOVERNMENT**

A REBUTTAL OF TMC'S 'VISION DOCUMENT'

**CPI (M) CAMPAIGN MATERIAL
WEST BENGAL ASSEMBLY ELECTION
APRIL-MAY 2011**

COMPETING CLAIMS

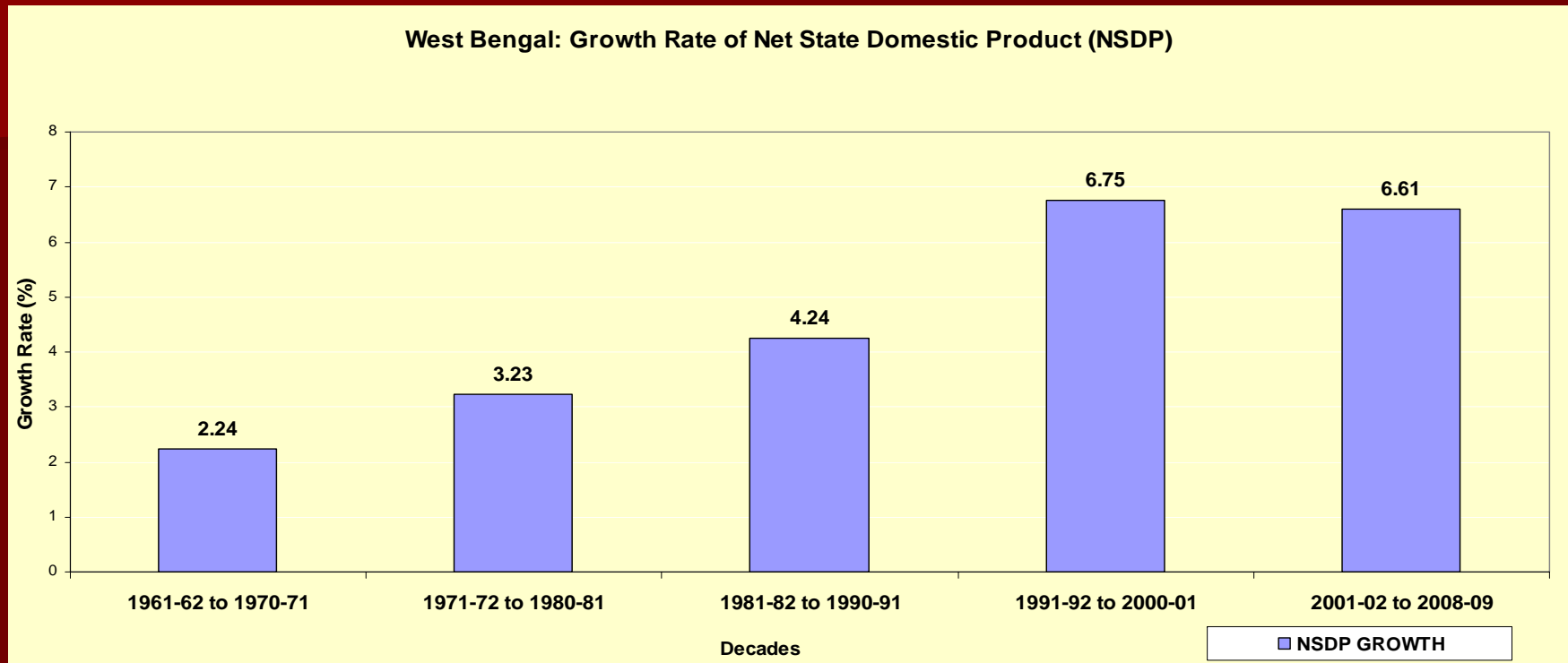
"The government in West Bengal implemented a number of pro-people measures within the present system...the radical land reforms in West Bengal has resulted in the distribution of nearly 1.3 million acres of land among the landless. Even by a very modest estimation of the value of land distributed among the poor, nearly Rs 1,30,000 crores worth of assets were transferred to the poor from the rich by the West Bengal government."

Editorial,
Peoples' Democracy
March 6, 2011

"Over the last 35 years, the State has gone down in every direction. Now the time has arrived for change and time cannot wait...The steady decay of West Bengal under the Left Rule is pathetic – the end result of the deliberate and incompetent policies over the last three and a half decades."

Vision Document,
Trinamool Congress
March 21, 2011

WEST BENGAL'S ECONOMY HAS GROWN CONSIDERABLY IN LAST THREE DECADES



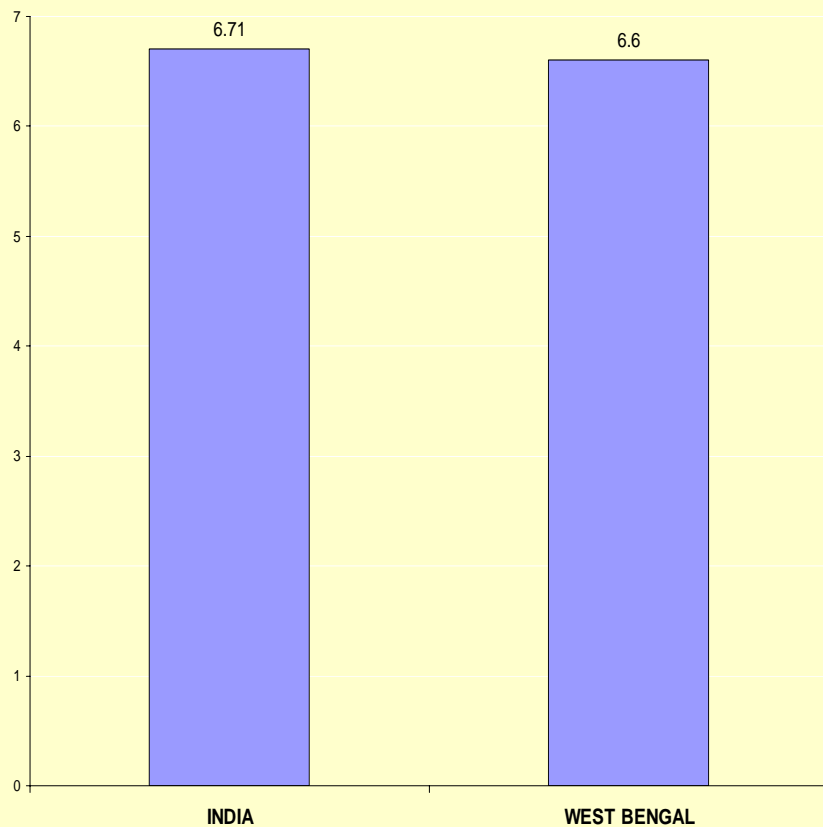
SOURCE: CENTRAL STATISTICAL ORGANISATION (CSO) &
WEST BENGAL HUMAN DEVELOPMENT REPORT, 2004

COMPARED TO THE PERIOD OF CONGRESS RULE (1960-70)
NSDP GROWTH RATE IN WEST BENGAL DOUBLED IN THE 1980s
AND TREBLED IN THE 1990s AND 2000s.

IS THIS DECLINE OR PROGRESS?

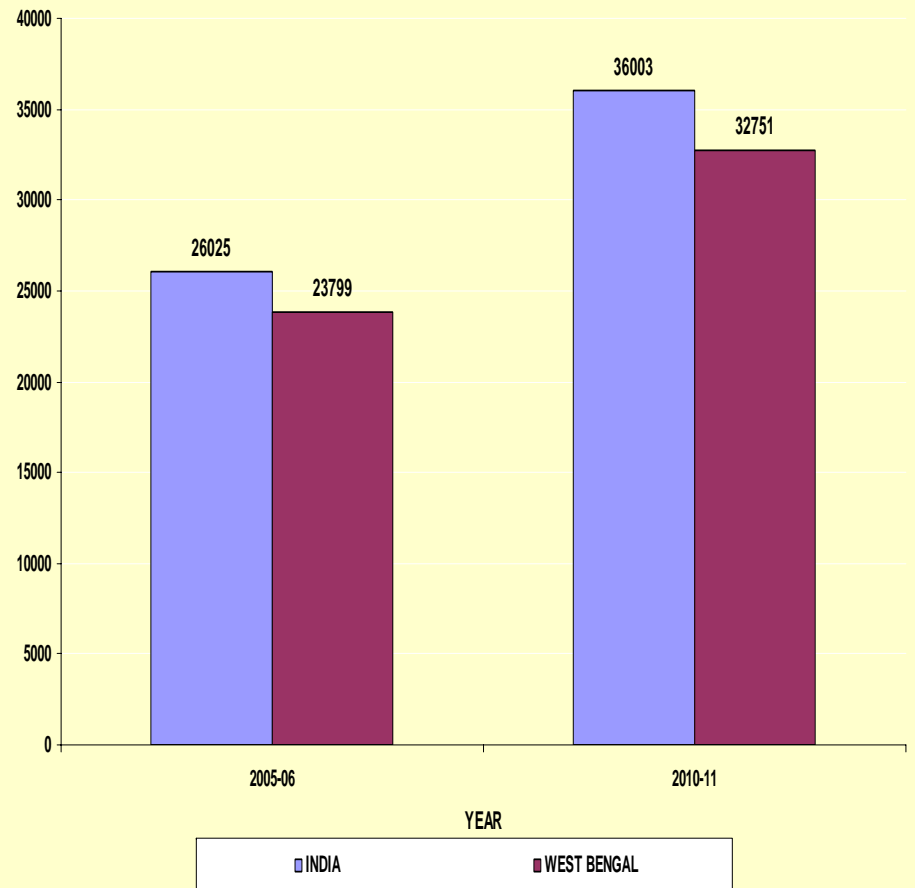
WEST BENGAL'S PER CAPITA INCOME IS GROWING AS FAST AS THAT OF INDIA

ANNUAL AVERAGE GROWTH RATE OF PER CAPITA INCOME: 2006-2011
INDIA & WEST BENGAL



PER CAPITA INCOME: 2004-05 PRICES

RUPEES

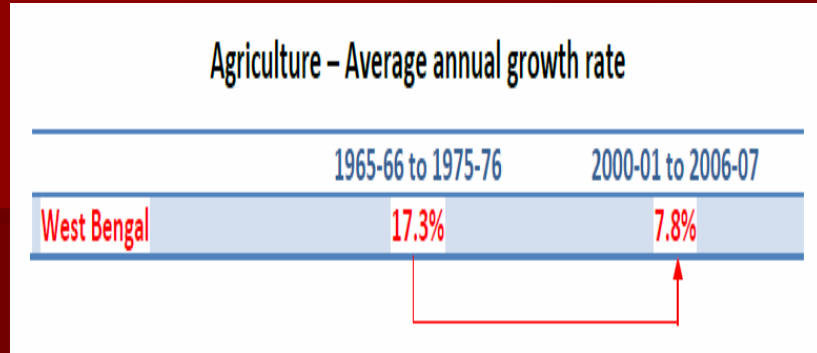


SOURCE: CSO & STATISTICAL APPENDIX, ECONOMIC REVIEW 2010-11, GOVERNMENT OF WEST BENGAL

IN TERMS OF PER CAPITA INCOME, WEST BENGAL RANKS 9th AMONG THE 17 MAJOR STATES IN INDIA

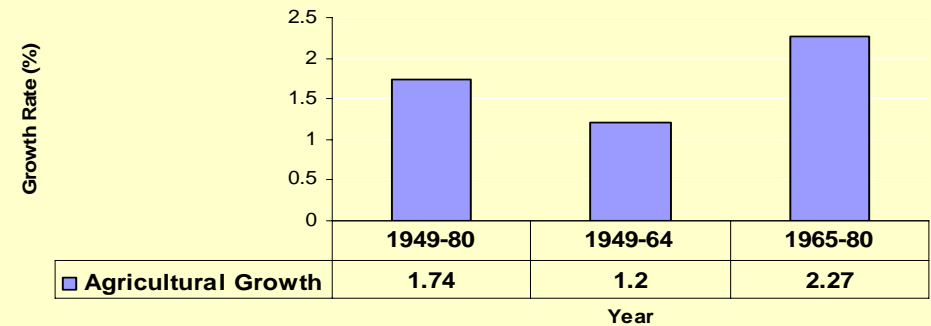
WEST BENGAL AHEAD IN AGRICULTURAL GROWTH

MISLEADING DATA IN TMC DOCUMENT



Source : TMC Vision Document, page 15

Rate of Growth of Agricultural Output in West Bengal (1949-80)



Source: James K Boyce; *Agricultural Impasse in West Bengal: Institutional Constraints to Technological Change*, OUP, 1987

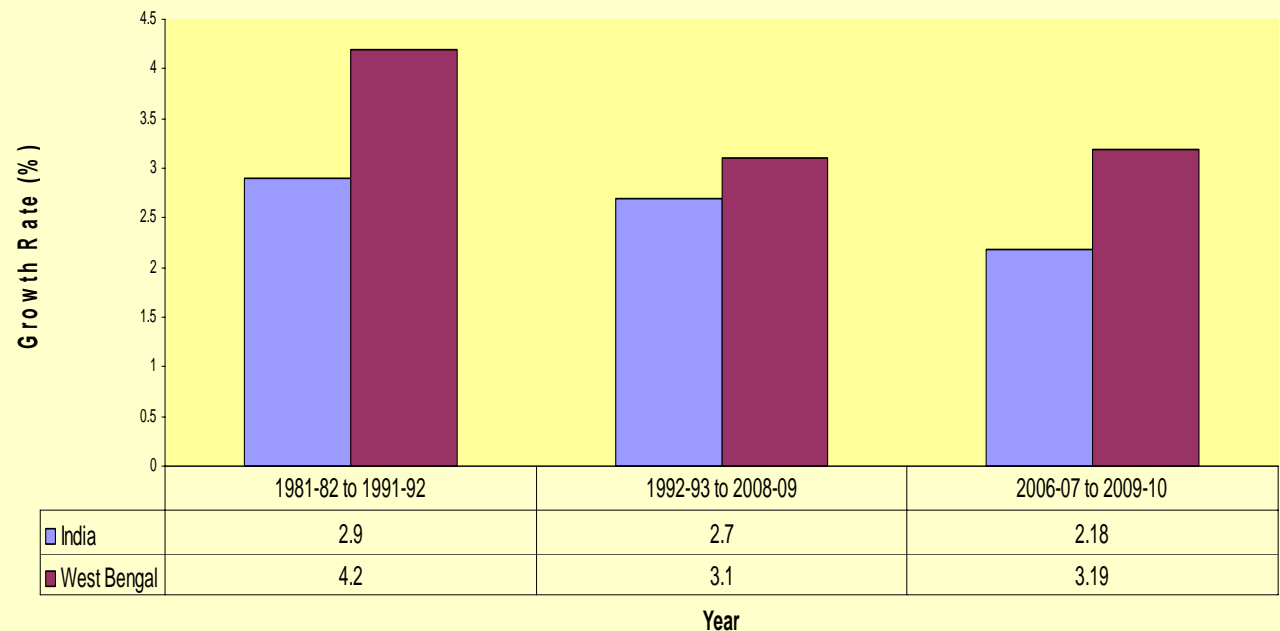
❖ AGRICULTURE IN WEST BENGAL STAGNATED UNDER CONGRESS RULE – 'AGRICULTURAL IMPASSE'

❖ AGRICULTURAL GROWTH INCREASED SHARPLY FROM EARLY-1980S AS A RESULT OF LAND REFORMS AND PRO-PEASANT POLICIES OF THE LEFT FRONT GOVERNMENT

❖ WEST BENGAL'S AGRICULTURAL GROWTH REMAINS HIGHER THAN NATIONAL AVERAGE

Source: Central Statistical Organisation

Growth Rate of Agriculture: India & West Bengal



WEST BENGAL CONTINUES TO BE THE FRONTRUNNER IN LAND REFORMS

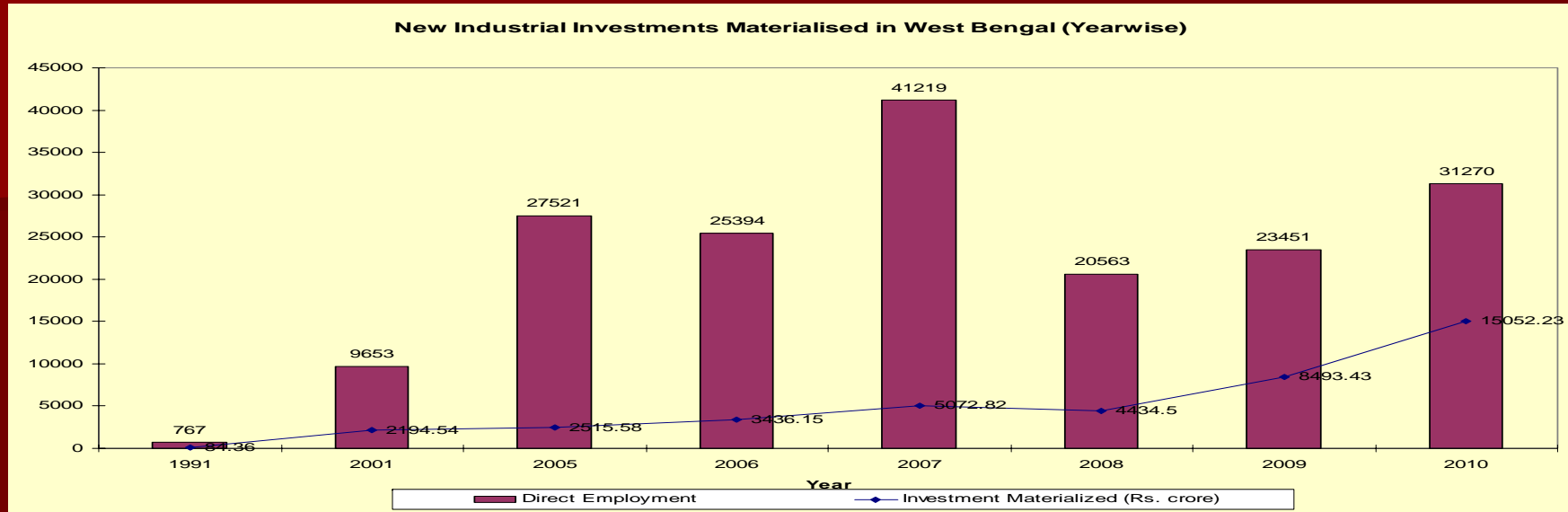
	Ceiling Surplus Land Distributed (in Million Hectares): Upto 2009
INDIA	1.9
WEST BENGAL	0.456

- ❖ West Bengal accounts for 24% of all ceiling surplus land redistributed in India since independence
- ❖ Over 20,000 acres of land was distributed in West Bengal under the 7th Left Front Government
- ❖ What does TMC have to say about this 'change'?

Source: Report of the Committee on State Agrarian Relations and the Unfinished Task in Land Reforms, MoRD, GoI, 2009 & Statistical Appendix, Economic Review, Government of West Bengal, Various Years

	November 2006	November 2010	PERFORMANCE BETWEEN 2006 AND 2010
CUMULATIVE AREA OF LAND DISTRIBUTED (in Hectares)	449502	457677	8,175 Hectares of Land Distributed
CUMULATIVE NUMBER OF BENEFICIARIES OF LAND DISTRIBUTION	2896881	3022724	1,25,843 persons benefited from land reforms
SCHEDULED CASTE & SCHEDULED TRIBE BENEFICIARIES	1622199	1662755	40,556 SC/STs benefitted from land reforms (32% of total beneficiaries)

STEADILY IMPROVING INDUSTRIAL SCENARIO



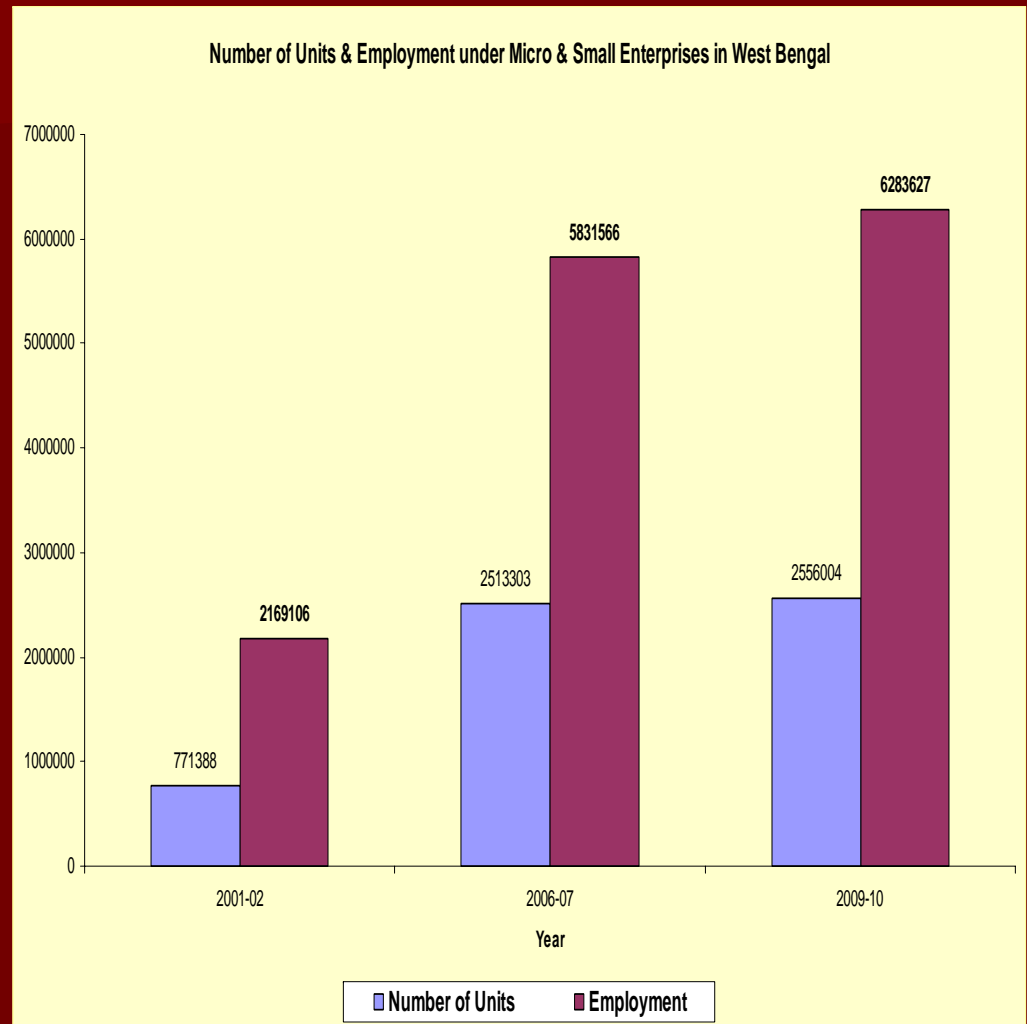
Source: Statistical Appendix, Economic Review, Government of West Bengal, 2010-11

Industrial Projects Implemented in West Bengal			
	Direct Employment	Investment Materialized (Rs. crore)	No. of Units
2006	25394	3436.15	221
2007	41219	5072.82	291
2008	20563	4434.5	217
2009	23451	8493.43	262
2010	31270	15052.23	322
Total (2006-10)	141897	36489.13	1313

- ❖ WEST BENGAL'S INDUSTRIAL DECLINE STARTED IN THE 1960s UNDER CONGRESS RULE
- ❖ LF GOVERNMENT ADOPTED INDUSTRIALISATION STRATEGY TO REVERSE THIS TREND
- ❖ INDUSTRIAL INVESTMENT WITNESSED RAPID RISE UNDER THE 7TH LEFT FRONT GOVERNMENT

WEST BENGAL IS A FRONT RANKING STATE IN MICRO AND SMALL SCALE INDUSTRIES

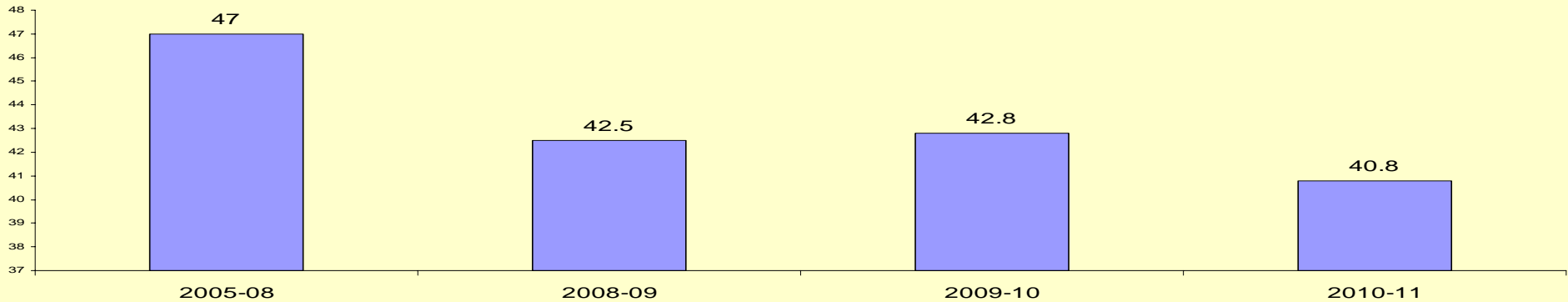
- ❖ WEST BENGAL RANKS 4th IN THE COUNTRY IN THE NUMBER OF MSME UNITS AND EMPLOYMENT IN SUCH UNITS
- ❖ MANUFACTURING SECTOR IN WEST BENGAL GREW AT 4.75% PER ANNUM BETWEEN 2000-01 AND 2008-09
- ❖ UNREGISTERED MANUFACTURING SECTOR GREW AT 6.33% PER ANNUM BETWEEN 2000-01 AND 2008-09
- ❖ NSSO 62nd ROUND (2005-06) FOUND WEST BENGAL TO BE THE LEADING STATE IN INDIA IN UNORGANISED MANUFACTURING UNITS (UMUs)
- ❖ WEST BENGAL ACCOUNTS FOR 16% OF ALL UMUs IN INDIA AND 15% OF TOTAL EMPLOYMENT IN UMUs



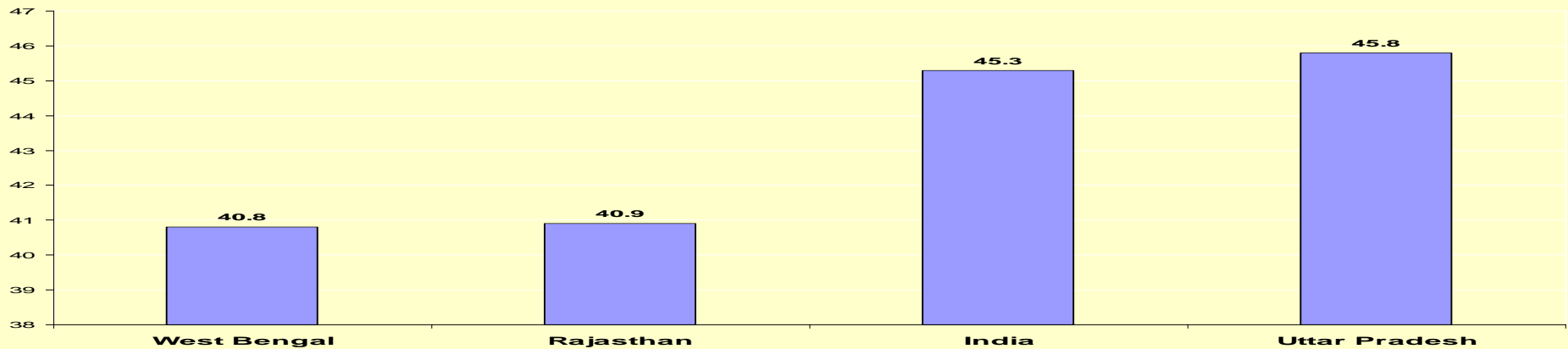
SOURCE: 3rd SSI CENSUS (2001-02); 4th MSME CENSUS (2006-07); STATISTICAL APPENDIX, ECONOMIC REVIEW, GOVERNMENT OF WEST BENGAL, 2010-11

STATE FINANCES ON RECOVERY PATH

West Bengal: Debt-GSDP Ratio (%)



Debt-GSDP/GDP Ratio: 2010-11



SOURCE: STATE FINANCE, A STUDY OF BUDGETS, 2010-11, RESERVE BANK OF INDIA & MEDIUM TERM FISCAL POLICY STATEMENT, UNION BUDGET 2011-12

- ❖ CONTRARY TO TMC PROPAGANDA, PUBLIC FINANCES IN WEST BENGAL SHOWS A CLEARLY IMPROVING TREND
- ❖ WEST BENGAL'S DEBT-GSDP RATIO HAS STEADILY IMPROVED FROM AN AVERAGE OF 47% BETWEEN 2005-08 TO 40.8% IN 2010-11; RAJASTHAN AND UP HAVE HIGHER DEBT/GSDP RATIOS THAN BENGAL
- ❖ WEST BENGAL'S TOTAL OUTSTANDING LIABILITIES OF Rs. 198195 Crore ARE MUCH LOWER THAN THAT OF UP: Rs. 234581 Crore AND MAHARASHTRA: Rs.236526 Crore
- ❖ CENTRAL GOVERNMENT'S TOTAL OUTSTANDING LIABILITIES IN 2010-11 WERE RS. 3568709 CRORE

ADVANCEMENT IN HUMAN DEVELOPMENT INDICATORS

	WEST BENGAL		INDIA		WEST BENGAL'S RANK AMONG 17 MAJOR STATES IN 2011
	1991-2001	2001-2011	1991-2001	2001-2011	
POPULATION GROWTH (%)	17.77	13.93	21.54	17.64	4th Lowest
	2001	2011	2001	2011	
LITERACY RATE (%)	68.6	77.1	64.8	74	5th Highest
FEMALE LITERACY (%)	59.6	71.2	53.6	65.4	5th Highest
SEX RATIO (FEMALES PER 1000 MALES)	934	947	933	940	8th Highest
CHILD SEX RATIO (0-6 YEARS)	960	950	927	914	2nd Highest

- ❖ WEST BENGAL IS AHEAD OF NATIONAL AVERAGE IN ALL HUMAN DEVELOPMENT INDICATORS
- ❖ IMPROVEMENT OF IMR AND MMR IN WEST BENGAL BETWEEN 1997 AND 2009 WAS THE SECOND FASTEST IN THE COUNTRY

SOURCE: PROVISIONAL POPULATION TOTAL, CENSUS 2011 & SAMPLE REGISTRATION SYSTEM, 2009, REGISTRAR GENERAL, GOVERNMENT OF INDIA

VITAL RATES (2009)	WEST BENGAL			INDIA			WEST BENGAL'S RANK
	RURAL	URBAN	COMBINED	RURAL	URBAN	COMBINED	
BIRTH RATE (LIVE BIRTH PER 1000 POPULATION)	19.1	12.1	17.2	24.1	18.3	22.5	4th Lowest
DEATH RATE (DEATH PER 1000 POPULATION)	6.1	6.4	6.2	7.8	5.8	7.3	Lowest in India
INFANT MORTALITY RATE - IMR (INFANT DEATH PER 1000 LIVE BIRTH)	34	27	33	55	34	50	4th Lowest

PUBLIC PROVISIONING OF HEALTHCARE AND PRIMARY EDUCATION

INDICATORS OF HEALTH MANPOWER AND INFRASTRUCTURE (UPTO JANUARY 2010)		WEST BENGAL'S RANK AMONG 17 MAJOR STATES
NUMBER OF ALLOPATHIC DOCTORS REGISTERED WITH STATE MEDICAL COUNCIL IN WEST BENGAL	57474	4
NUMBER OF GOVERNMENT ALLOPATHIC DOCTORS IN WEST BENGAL	8825	1
AVERAGE POPULATION SERVED PER GOVERNMENT DOCTOR IN WEST BENGAL	9953	5
AVERAGE POPULATION SERVED PER GOVERNMENT DOCTOR IN INDIA	13119	
NUMBER OF GOVERNMENT HOSPITAL BEDS IN WEST BENGAL	54759	2
AVERAGE POPULATION SERVED PER GOVERNMENT HOSPITAL BED IN WEST BENGAL	1604	4
AVERAGE POPULATION SERVED PER GOVERNMENT HOSPITAL BED IN INDIA	2105	

SOURCE: NATIONAL HEALTH PROFILE OF INDIA: 2009, CENTRAL BUREAU OF HEALTH INTELLIGENCE, DGHS, GoI & DISE 2009, FLASH STATISTICS, NUEPA

INDICATORS OF PRIMARY EDUCATION ACCESS AND INFRASTRUCTURE (2009-10)		WEST BENGAL'S RANK AMONG 17 MAJOR STATES
GOVERNMENT SCHOOLS AS % OF TOTAL PRIMARY SCHOOLS IN WEST BENGAL	87.16	5
GOVERNMENT SCHOOLS AS % OF TOTAL PRIMARY SCHOOLS IN INDIA (ALL STATES)	80.37	
NUMBER OF PRIMARY SCHOOLS/SECTIONS PER 10 SQ. KM IN WEST BENGAL	8.64	1
NUMBER OF PRIMARY SCHOOLS/SECTIONS PER 10 SQ. KM IN INDIA (ALL STATES)	3.35	
AVERAGE PUPIL-TEACHER RATIO IN ALL SCHOOLS OF WEST BENGAL	39	4
AVERAGE PUPIL-TEACHER RATIO IN ALL SCHOOLS OF INDIA (ALL STATES)	32	

- ❖ 73% OF ALL PATIENTS IN WEST BENGAL UNDERGO TREATMENT FROM THE PUBLIC HEALTH SYSTEM, WHICH IS MUCH ABOVE THE NATIONAL AVERAGE OF 40%
- ❖ NET ENROLMENT RATIO AT PRIMARY LEVEL IN WEST BENGAL HAS REACHED 98.95% IN 2009-10, ABOVE THE AVERAGE OF ALL STATES AT 98.28%; DROP-OUT RATE AT PRIMARY LEVEL FELL TO 8.66% IN 2008-09, BELOW THE NATIONAL AVERAGE OF 9.11%

PHYSICAL INFRASTRUCTURE: TRUE PICTURE

INDICATORS OF PHYSICAL INFRASTRUCTURE		WEST BENGAL'S RANK AMONG 17 MAJOR STATES	SOURCE
ROAD LENGTH PER 100 SQ. KM AREA IN WEST BENGAL IN 2008 (KM)	238.61	4	STATISTICAL APPENDIX, ECONOMIC REVIEW, 2010-11, GOVERNMENT OF WEST BENGAL
ROAD LENGTH PER 100 SQ. KM AREA IN INDIA IN 2008 (KM)	96.57		
TOTAL TRAFFIC HANDLED BY KOLKATA PORT TRUST (KPT) DURING APRIL TO DECEMBER 2010 (IN '000 TONNES)	35068	7 th AMONG THE MAJOR PORTS IN INDIA	MINISTRY OF SHIPPING, GoI
TRAFFIC HANDLED BY KPT AS % OF TRAFFIC HANDLED BY INDIA'S BUSIEST PORT (KANDLA)	57		
UNELECTRIFIED VILLAGES IN WEST BENGAL (MARCH 2011)	407	9	MINISTRY OF POWER, GoI
UNELECTRIFIED VILLAGES IN INDIA (MARCH 2011)	28824		
PROPORTION OF HOUSEHOLDS HAVING ACCESS TO IMPROVED SOURCE OF DRINKING WATER IN WEST BENGAL: 2005-06 (%)	94	2	NATIONAL FAMILY HEALTH SURVEY-3
PROPORTION OF HOUSEHOLDS HAVING ACCESS TO IMPROVED SOURCE OF DRINKING WATER IN INDIA 2005-06 (%)	88		

❖ CONTRARY TO TMC'S MISREPRESENTATION OF FACTS, WEST BENGAL IS NOT LAGGING BEHIND OTHER STATES IN PHYSICAL INFRASTRUCTURE

❖ WEST BENGAL RANKS BETTER IN INFRASTRUCTURE WHICH MATTERS TO THE MAJORITY OF PEOPLE

CONCLUDING OBSERVATIONS

- ❖ WEST BENGAL HAS MADE ADVANCES IN ALL SPHERES OF DEVELOPMENT UNDER THE LEFT FRONT GOVERNMENT
- ❖ THE PROGRESS MADE BY THE STATE IS BORNE BY CONCRETE FACTS AND FIGURES
- ❖ THE LEFT FRONT HAS NEVER SHIED AWAY FROM RECOGNIZING THE AREAS OF WEAKNESS AND UNDERTAKING CORRECTIVES
- ❖ TMC'S VISION DOCUMENT DELIBERATELY CONCEALS THE REAL ACHIEVEMENTS OF THE STATE AND PAINTS A DISTORTED PICTURE
- ❖ THIS IS IN KEEPING WITH THE RIGHT REACTIONARY NATURE OF TMC'S POLITICAL PLATFORM, WHICH IS BASED ON MISINFORMATION AND FALSE PROPAGANDA..



THANK YOU